
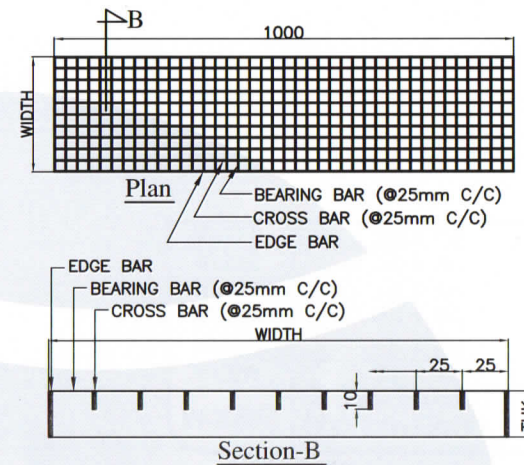

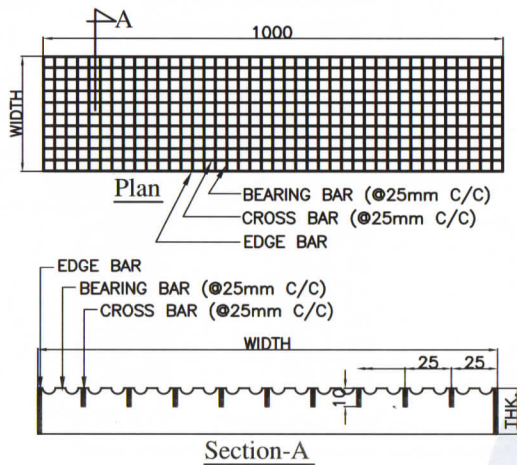


STAINLESS STEEL MESH GRATINGS

RANGE :- FREE FLOW

SERIES :- HIGENE



NON SLIP MESH GRATING (VERTEX MODEL)

WIDTH THK. mm	100	150	200	250	300	350	400	450	500
20	VER20 NS100	VER20 NS150	VER20 NS200	VER20 NS250	VER20 NS300	VER20 NS350	VER20 NS400	VER20 NS450	VER20 NS500
25	VER25 NS100	VER25 NS150	VER25 NS200	VER25 NS250	VER25 NS300	VER25 NS350	VER25 NS400	VER25 NS450	VER25 NS500
30	VER30 NS100	VER30 NS150	VER30 NS200	VER30 NS250	VER30 NS300	VER30 NS350	VER30 NS400	VER30 NS450	VER30 NS500
40	VER40 NS100	VER40 NS150	VER40 NS200	VER40 NS250	VER40 NS300	VER40 NS350	VER40 NS400	VER40 NS450	VER40 NS500
50	VER50 NS100	VER50 NS150	VER50 NS200	VER50 NS250	VER50 NS300	VER50 NS350	VER50 NS400	VER50 NS450	VER50 NS500

PLAIN MESH GRATING (TANGENT MODEL)

WIDTH THK. mm	100	150	200	250	300	350	400	450	500
20	TAN20 PM100	TAN20 PM150	TAN20 PM200	TAN20 PM250	TAN20 PM300	TAN20 PM350	TAN20 PM400	TAN20 PM450	TAN20 PM500
25	TAN25 PM100	TAN25 PM150	TAN25 PM200	TAN25 PM250	TAN25 PM300	TAN25 PM350	TAN25 PM400	TAN25 PM450	TAN25 PM500
30	TAN30 PM100	TAN30 PM150	TAN30 PM200	TAN30 PM250	TAN30 PM300	TAN30 PM350	TAN30 PM400	TAN30 PM450	TAN30 PM500
40	TAN40 PM100	TAN40 PM150	TAN40 PM200	TAN40 PM250	TAN40 PM300	TAN40 PM350	TAN40 PM400	TAN40 PM450	TAN40 PM500
50	TAN50 PM100	TAN50 PM150	TAN50 PM200	TAN50 PM250	TAN50 PM300	TAN50 PM350	TAN50 PM400	TAN50 PM450	TAN50 PM500

SPECIFICATIONS

MATERIAL :- STAINLESS STEEL
 GRADE :- AISI 304 (STANDARD)
 AISI 316 (OPTIONAL)
 FINISH :- BRIGHT
 MESH SIZE :- 25X25mm
 BEARING BAR :- 2mm THK.
 CROSS BAR :- 2mm THK.
 EDGE BAR :- 3mm THK.

NOTE:-

- * SUITABLE WITH CHANNEL DRAINS
- * SUITABLE WITH ANGLE FRAMES
- * LIGHT DUTY & MEDIUM DUTY LOADING
- * CUSTOMISED SIZES ARE ALSO MANUFACTURED

AREA OF APPLICATIONS

HOTELS & INDUSTRIAL KITCHEN, FOOD PROCESSING PLANTS, WATER BOTTLING UNITS, FISH & MEAT MARKETS, FISH CUTTING AREAS, PUBLIC TOILETS, ABLUTIONS, FOUNTAIN AREAS, WATER FEATURE AREAS, SWIMMING POOL AREAS.